

# Dutch Yacht Builders

YEAR 1950 | £44950 | KENT OFFICE



## Summary

**Manufacturer:** Dutch Yacht Builders

**Price:** £44950

**Location:** Kent OFFICE

**Year:** 1950

**ID no.:** 38100

### DIMENSIONS

- **LOA:** 50' 0" (15.24m)
- **Beam:** 8' 6" (2.59m)
- **Draft:** 2' 4" (0.71m)
- **Keel:** Displacement

### ACCOMMODATION

- **Berths:** 4
- **Cabins:** 1
- **Heads:** 1
- **Showers:** 1

### PERFORMANCE


- **Top Speed:**
- **Cruising Speed:**

### TANKAGE

- **Fuel:** Diesel
- **Fuel Tank Size:** 0
- **Water Tank Size:** 0

### MACHINERY

- **Engine Make:** Mercedes OM636
- **Horsepower:** 42
- **Drive Type:** Shaft drive




# Dutch Yacht Builders

## Broker Remarks

**1950 Narrow Boat/Dutch Barge £44,950**

"Klopjacht" is a steel hull 50-foot **Narrow Boat/Dutch Barge built around 1950**. "Klopjacht" is moored in a lovely area of rural Kent with excellent commuter links to central London.

The current liveaboard mooring is available subject to the terms and conditions of the marina. The boat itself has many nice features lots of character with a bright, roomy feel. A 2016 insurance survey report is available on request. The current Boat Safety Certificate expires in March 2020.



## Accommodation

This **Narrowboat/Dutch Barge** offers four berths in one cabin. The forward cabin has a full-size double bed, with plenty of storage in draws below. Moving aft is a large full height storage cupboard/wardrobe with mirrored door.

Large shower room with chemical toilet and vanity basin with storage. Large open plan saloon with a sofa that converts to a double bed. Solid fuel stove which heats the whole boat.

Galley with white enamel sink and under sink storage, hot and cold mixer tap, microwave Morso solid fuel stove, fridge, Hotpoint washing machine. No gas cooker but the fittings are in place to fit one. Water heated by a Morco gas boiler.

# Mechanical and Rigging

## Mechanical Systems:

The boat is powered by a 4-cylinder Mercedes OM636 42hp diesel engine, shaft drive to a three bladed propellor. Wheel hydraulic steering to a rudder.

## Electrical Systems:



3 x 12-volt batteries. 2 x 12 volt domestic (Nov 2017)  
1 x 12-volt engine battery. Charging is from the engine alternator. 240-volt shore connection with 240-volt ring main.



**Safety Equipment:**

- Fire extinguisher
- Fire blanket
- Gas alarm
- Smoke alarm
- Bilge pump electric





# Contact

## Network Yacht Brokers Kent

### KENT OFFICE

***Address:***

Network Yacht Brokers Kent Chatham Maritime Marina Leviathan Way, Chatham, Kent ME4 4LP

***Telephone:*** +44 (0)1634 571605

***Email:*** [info@nybkent.com](mailto:info@nybkent.com)

