

Beneteau First 285

YEAR 1989 | £19,999 | LYMINGTON OFFICE



Summary

Manufacturer: Beneteau First 285

Price: £19,999

Location: lymington OFFICE

Year: 1989

ID no.: 04620

DIMENSIONS

- **LOA:** 27' 6" (8.38m)
- **Beam:** 9' 10" (3.00m)
- **Draft:** 3' 10" (1.16m)
- **Keel:** Winged Keel

ACCOMMODATION

- **Berths:** 6
- **Cabins:** 3
- **Heads:** 1
- **Showers:** 1

PERFORMANCE


- **Top Speed:**
- **Cruising Speed:**

TANKAGE

- **Fuel:** Diesel
- **Fuel Tank Size:** 35 Litres
- **Water Tank Size:** 70 Litres

MACHINERY

- **Engine Make:** Volvo Penta 2002
- **Horsepower:** 18
- **Drive Type:** Shaft drive



Beneteau First 285

Broker Remarks

The Beneteau First 285 was designed by groupe Finot to be a cruiser that could compete in races. They are fast, comfortable and manoeuvrable giving you versatility in your sailing. The Winged keel is of relatively shallow draft and therefore those low water locations are not off limits. With 6 berths, ample headroom and a spacious layout the Beneteau 285 was designed with comfort in mind. They are a robust and reliable yachts that can be sailed single handed or with a small crew. 'First Impulse' has been very well cared for by its present owner and has undergone a major refit recently. She is a boat ready to be sailed away into the sunset with no more nagging issues to take care of. With c. £26k spent on her in the last 3 years alone she comes with recently replaced mast, boom, standing and running rigging, sails, canvass work, keel work, electrical work and replacement soft furnishings. This really is an opportunity to purchase a fully ready to sail yacht that has been refitted and modified to perfection by a very passionate owner. Please call Douglas Ross on 07469972705 for more information or to arrange a viewing.



Accommodation

70l fresh water tank located under starboard saloon sofa

Pressurised water to basin in head and to sink in galley.

Gas system uses 'Camping Gaz' 4.5 ltr bottles

Gas bottle storage compartment mounted in stern transom

Solenoid gas isolator fitted in gas storage compartment and operated by switch in aft cabin

2 X full size batteries located in heads locker

Aft cabin has all wiring needed to replace existing batteries with low profile type under floor as/if required.

Plastimo battery switch located in aft cabin

Mechanical and Rigging

New mast step

Z-Spars Z351 mast with modifications

Z-Spars Z202 boom set up for led back to cockpit single line reefing

Seldon 104 Furlex with link plate and adjuster

New rigid boom vang


Barton T-Track 1800mm spinnaker pole track with 'plunger car' fitted to mast

All standing rigging renewed in 19mm SS wire

All running rigging replaced with braids of appropriate sizes for purposes

Adjustable back-stay with 8:1 tensioner

Mainsheet has been modified so it can be used for lifting heavy objects on/of board and as an MoB recovery aid



Deck flood steaming light
Radar reflector
Wind Vane

Fully battened mainsail with roller cars, 2 single line reefs with sail blocks + Cunningham + storage bag (new 2021)
140% Genoa with UV strip and 'foam luff' + storage bag (new 2021)

Asymmetric 'Cruising Chute' + Snuffer + launch bag + removeable bowsprit (new 2011)

Symmetrical spinnaker with snuffer + launch bag (new 2016)
Spinnaker pole.

Note: Cockpit coamings have been fitted with mini-jammers and a 'continuous' line with blocks made up to allow safer single/short-handed control of the spinnaker pole from cockpit
Fibre glass removeable bowsprit* for cruising chute

Maximum height' spray hood (New)
Stack-Pack sail cover with lazy jacks and separate hood for mast end (New)
Side dodgers with boat name (New)
Detachable halyard bags X 2 (New)
Tiller Cover (New)
Cockpit seat cushions (New)

Covers for all winches
ST2000 auto pilot cover
Cockpit Sun Canopy

Self Tailing winches (New 2019)
Auxiliary winch fitted to port coaming as replacement for original furler line jammer
Latched anchor locker (standard for model) at bow
45lb plough anchor, chain and rope contained in locker
Deck fitting centre/aft of anchor locker. Used for mounting bow sprit and spinnaker pole control line
Deck mounted bulls-eye fittings used for guiding spinnaker control line back to cockpit
2 X 5-6 line deck organisers leading lines back to cockpit
Cam cleat fitted port side for cockpit control of cruising chute downhaul line
9" Garmin mount central on companion way roof - keeps plotter easy to read when heeling
'Dinghy Ring' removable/tiltable dinghy davit system (new 2020)
Factory fitted traveller track and car at companion way entrance
Pulpit guard rails are netted for extra safety when working at

ST2000 Auto Tiller

Plastimo compass with back light

Clipper speed and distance log

Clipper depth sounder

Clipper wind speed and direction.

2 x Fire extinguishers

Extinguisher port to engine compartment

1 x Fire blanket

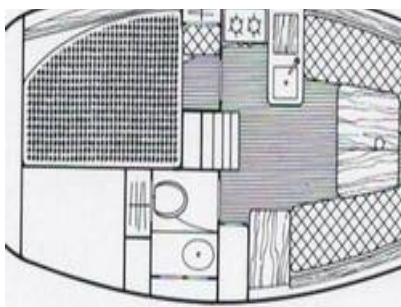
Gas isolator solenoid fitted in gas compartment

Various harnesses, tethers and buoyancy aids

2 x webbing jack lines

Safety netting fitted from bow end back to shrouds

High purchase MoB recovery modification made to boom and mainsheet



Contact

Breeze Sports Ltd t/a Network Yacht Brokers
Lymington

LYMINGTON OFFICE

Address:

Howard Ross, Network Yacht Brokers Lymington, Marine House, Quay Road, Lymington, Hants,
SO41 3AT

***Telephone:* 01590 671381**

***Email:* lymington@networkyachtbrokers.co.uk**

