

Island Packet Yachts

YEAR 1996 | £44,995 | NEWCASTLE OFFICE



Summary

Manufacturer: Island Packet Yachts

Price: £44,995

Location: Newcastle OFFICE

Year: 1996

ID no.: 14188

DIMENSIONS

- **LOA:** 32' 2" (9.80m)
- **Beam:** 10' 10" (3.30m)
- **Draft:** 4' 3" (1.3m)
- **Keel:** Long keel

ACCOMMODATION

- **Berths:** 7
- **Cabins:** 2
- **Heads:** 1
- **Showers:** 1

PERFORMANCE

- **Top Speed:** 7-8 Knots
- **Cruising Speed:** 5-6 knots

TANKAGE

- **Fuel:** Diesel
- **Fuel Tank Size:** 87 Litres
- **Water Tank Size:** 170 Litres

MACHINERY

- **Engine Make:** Yanmar 3GM30
- **Horsepower:** 27
- **Drive Type:** Shaft drive



Island Packet Yachts

Broker Remarks

If you are looking for a stable, comfortable, well built, well equipped cruising yacht, capable of going distance or blue water sailing then look no further. This Island Packet 29 is in superb condition and has been maintained to a high standard. She is currently ashore having had a complete hull polish, hull antifoul and a NEW electric windlass fitted. The cockpit is well laid out and features wheel steering and bespoke cockpit cushions for comfort. Keel stepped aluminium rig with stainless steel standing rigging. The rigging has been replaced as of December 2017. Good suit of sails including battened main with lazy jacks/bag, furling headsail and inner furling jib. All lines are led aft making short handed sailing very easy indeed. Engine is a very economical and reliable Yanmar 3GM30 inboard diesel with reduction gearbox and three bladed feathering propeller. This 27hp unit has plenty of power and will push against all known tides. Below decks is warm, welcoming and very comfortable. This is mainly down to the teak and mahogany woodwork and programmable Eberspacher heating.



Accommodation

You could quite easily use a dictionary's worth of superlatives when describing the interior of this boat. Everything feels big, over engineered and above all useful. The headroom for a start is 1.90 meters meaning crouching or stooping is minimised. The companionway entrance is wide and the three piece washboards, not only lock in place, but don't feel they will blow away in the gentlest of breezes.

The interior is warm teak with soft neutral fabrics covering well upholstered foam. The floor is classy "teak and holly" and the ceiling is easy clean GRP. The port-lights provide excellent ventilation and can be fitted with mosquito screens should the need arise.

The galley is to starboard and has a gas fuelled oven with two burner grill. The cooker is fitted with a removable protective cover which finishes the work surfaces. There is a huge refrigerated cool box with ice compartment. This will store plentiful perishables for extended cruising.

Large stainless steel sink with pressurised water and a top loading storage larder complete the picture. There is a clever work surface extension that can act as an occasional table or extra prep

area. On the port side and aft is a large double berth. The end of this berth becomes the chart table seat and the "chart table" swings up in place. Situated here is the 12/240V panel with battery and tankage indicators, chart reading light and Chart plotter.

The saloon features settee/berths port and starboard. The port settee cleverly pulls out to make a large double. To assist the room required to do so the saloon table folds away against the forward bulkhead. When lowered this reveals a shelved area and bottle storage area. The table is extendable if required and creates a large dining area.

Moving forward you will find a large heads compartment on the port side. This area has a sea toilet, sink with pressurised hot and cold water, Shower faucet and pump out. There is a wooden seat that can be lowered and utilised when showering.

In the bow is the other double berth with removable infill cushion. This area can be shut off with a bi-folding privacy door if required.

There is also a hanging wardrobe and drawer storage.

The boat is fitted with plentiful hull mounted storage cupboards, storage areas beneath the settees and numerous 12V lights.

Mechanical and Rigging

Engine & Electrics:

Vessel powered by a very economical and powerful Yanmar 3GM30 inboard diesel engine.

Engine housed in a sound and fire proofed compartment beneath the companionway steps.

This allows access to both the front sides and rear of the engine for servicing and daily checks.

Engine has been regularly maintained with most recent service completed in 2015. Low total engine hours.

Reduction gearbox driving 3-bladed feathering propeller.

This is highly efficient and increases thrust whilst minimising drag.

Fuel is stored in an aluminium tank with access panel.

The tank is fitted with an electronic sender unit to gauge at switch panel. Tank fitted with emergency fuel cut-off valve.

12/240V system with bank of three deep-cycle marine batteries. These provide engine start and domestic power.

These are fitted with isolators and are recharged via the engine alternator or the battery charger when attached to shore power.

12/240V panel at chart table with switches for 12V and 240V functions.

Mast & Rigging:

Keel stepped aluminium masthead rig with aluminium boom and stainless steel standing rigging.


Standing rigging has been replaced as of December 2017. The mast is unstepped and will remain so until sold.

The vessel is current sailed as a sloop but has the additional inner stay with furling gear to revert to cutter if desired. When sailed as a sloop, there are lashing points on foredeck to store folded dinghy at front of coachroof.

Battened, slab reefing mainsail with lazy bag and protective boot. Both furling genoa and furling inner jib are removed and are available to view in the forward cabin.

Cruising chute with snuffer stored in bag in cockpit locker.

All lines are led aft making single or short-handed sailing very easy indeed. The running rigging is in good order and although the standing rigging was replaced in 2006, the boat has not sailed over the past 5-6 years and will not need replacing for some time.



Well equipped boat suitable for coastal and off-shore cruising. Included in the sale are:

Electronic Navigation Aids:

Raymarine E80 Chart Plotter

Icom VHF

B&G Autopilot

B&G Depth sounder

B&G Wind speed/direction

B&G Log/Speed

KS Navtex

Ritchie Compass

Safety Equipment:

Clock & Barometer set

Radar reflector

Life sling

Lifebouy with holder and light

Danbuoy with holder

Assorted wooden bungs

Fire extinguishers

Fire blanket

Electric and Manual bilge pumps

Flare pack

Compressed air horn

General Chandlery:

Warps and fenders

Large mooring buoy/fender

Motoring cone and anchor ball daylight signals

Delta Anchor

Fishermans style anchor

Boarding ladder



Cockpit shower

Wheel cover

Dodgers

Sprayhood

Cockpit canopy/tent



Contact

boatpoint Ltd. t/a Network Yacht Brokers Newcastle NEWCASTLE OFFICE

Address:

Royal Quays Marina Coble Dene Road North Shields Tyne & Wear NE29 6DU

***Telephone:* 0191 272 9086**

***Email:* newcastle@boatpoint.co.uk**

