

Contessa Contessa 26

YEAR 1971 | £7,995 | NEWCASTLE OFFICE



Summary

Manufacturer: Contessa Contessa 26

Price: £7,995

Location: Newcastle OFFICE

Year: 1971

ID no.: 14142

DIMENSIONS

- **LOA:** 26' 3" (8.00m)
- **Beam:** 7' 6" (2.28m)
- **Draft:** 4' 0" (1.22m)
- **Keel:** Long keel

ACCOMMODATION

- **Berths:** 4
- **Cabins:** 1
- **Heads:** 1
- **Showers:** 0

PERFORMANCE

- **Top Speed:** 5.5
- **Cruising Speed:** 4.5

TANKAGE

- **Fuel:** Diesel
- **Fuel Tank Size:** 33 Litres
- **Water Tank Size:** 50 Litres

MACHINERY

- **Engine Make:** Yanmar 1GM10
- **Horsepower:** 9
- **Drive Type:** Shaft drive



Contessa Contessa 26

Broker Remarks

Aquarelle is a superb example of the popular Contessa 26. David Sadler was in fine form the day the plans for this boat materialised and the model has enjoyed a cult following both as a long range cruiser and club racer. This yacht had an extensive refit between 2009 and 2011 when the extensive navigation package was upgraded along with the standing rigging. This Contessa named Aquarelle is a very attractive vessel, with classic lines, renowned sailing qualities and a decent level of comfort below decks. Aquarelle also has a self draining cockpit making her more attractive over other Contessa 26's, negating the need of a cockpit cover. She was ashore for the winter and antifouled prior to her launch in April 2017 ready for season.



Accommodation

Below decks is accessed via the companionway. The steps into the cabin incorporate the engine bay cover. The main saloon features seating port and starboard which double as berths. The headroom, though low is an ample 5'8". The saloon sole is attractive teak and holly faced marine ply. Forward of saloon bulkhead is a V-berth and a heads compartment with Lavac Popular sea toilet.

Galley:

This is situated at the end of the portside settee. This features an Origo two burner spirit fueled hob and good storage in units below and behind. There is a sink incorporated into the chart table opposite with hand pumped fresh water supply.

Chart table:

This is situated at the end of the starboard settee and features a Clock & Barometer, chart reading light, 12V sockets and extensive navigation package.

Mechanical and Rigging:

The vessel is powered by a reliable and economical Yanmar 1GM10 inboard diesel engine. This sea water cooled model was installed in 1986 and has provided years of good service. Regularly maintained unit with most recent service in November 2015 prior to lift out for the winter.

Reduction gear box driving stainless steel shaft and a Darglow Featherstream, 3 bladed feathering propeller. This increases bite when manoeuvring in tight areas and minimises drag when under sail.

Bank of 2, 12V (110amph) batteries fitted with isolators. These are recharged via the engine alternator and topped up by the solar charger.

Construction:



Aquarelle is a very good example of the very popular Contessa 26. The yacht was built by Jeremy Rogers in Lymington to a David Sadler design and launched in 1971. The hull is constructed from a heavy layup of GRP and has a long keel with 1.22 Tonne iron keel shoe. This makes the yacht very stable and lovely to handle in a seaway. Topsides in smart navy blue with gold cove line stripe and white boot top. Under water areas finished in red antifoul with coatings applied prior to relaunch in February ready for the season. Hull was epoxied as a preventative measure in 1995.

White GRP decks and coachroof with teak topped toe rails. Large cockpit with mahogany strip locker tops and teak grate in cockpit sole. Transom hung rudder, varnished above the waterline with tiller steering. Plentiful storage with two cockpit lockers and large locker to transom. Vessel comes with beaching legs should drying harbours and moorings be encountered.






Rigging and Sails:

Aquarelle is a masthead, sloop rigged yacht with stainless steel standing rigging, deck stepped alloy Proctor mast and boom. Vessel rigged for single handed sailing and all halyards are led aft to helm. Winches include Lewmar self tailing for genoa sheets and Coach roof mounted halyard winches by Gibb. Slab reefing main with lazy jacks and Harken roller furling gear for the head sail.

Standing rigging was replaced in 2009 and the running rigging has been replaced on a regular basis as part of a preventative maintenance programme.



Plastimo Contest 101 compass
NASA Clipper Duet speed/log
NASA Clipper Duet Depth sounder
Tack Tick Wind speed/direction
Standard Horizon GX-150E DSC VHF plus
remote Mic
Garmin eTrex-H GPS
eeePC Plotter at chart table with cockpit
repeater
Autohelm TP1000 autopilot with remote
control
NASA Navtex
Comar AIS receiver
Masthead LED Tricolour and Anchor
navigation lights
Searchlight
Horn
Sprayhood
Fenders and warps
Dodgers
Manual bilge pumps (2)
Boom tent
Clock & Barometer
Boathooks (2)
Engine spares
Fire blanket
Fire extinguishers (2)
Horseshoe lifebuoy
Danbuoy
Life jackets (3)
Cutlery/Crockery/Utensils
Wi-Fi boosting aerial and router



Contact

boatpoint Ltd. t/a Network Yacht Brokers Newcastle NEWCASTLE OFFICE

Address:

Royal Quays Marina Coble Dene Road North Shields Tyne & Wear NE29 6DU

Telephone: 0191 272 9086

Email: newcastle@boatpoint.co.uk

